


CHECK IN



Start your Check-In now!

Before a meeting starts, it's important not just to arrive physically, but to arrive mentally also. Why not start with a nice ice-breaker? - in this case a 'Meeting check-in'. Give your colleagues a chance to connect and focus before diving into the main topics of the meeting ahead.



Create a 'photo gallery' for your team to check-in to the upcoming meeting. Draw an empty picture frame in advance and either prepare the outlines of people or let the participants of the meeting draw their own person with facial expressions to describe their mood.




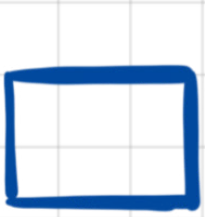
Prepare one or two of your own mood portraits in advance using a simple figure, with different facial expressions so others can copy your style if they are unsure how to start.



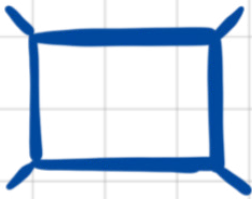
Find more templates, tips & tricks and product recommendations

Did you know that we have refillable markers? Discover the edding refill inks, designed to refill an empty marker up to 15 times for reuse!

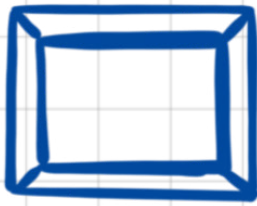




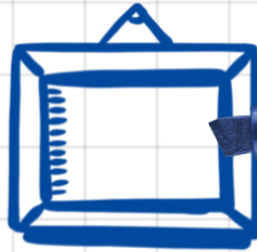
1



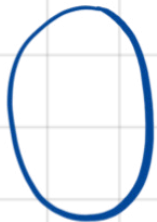

2



3



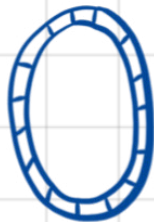
4



1



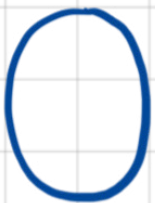

2



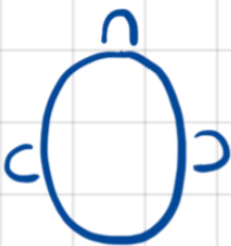
3



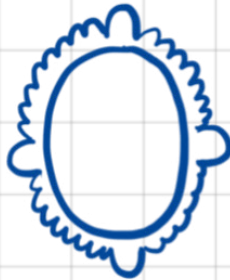
4




1



2



3



4

